



make light work of materials handling

SG Revolution super cushion tyres are increasingly becoming the tyre of choice on materials handling machines working on site in waste, recycling, scrap handling, demolition and construction jobs. With a return of up to 50% (and greater in some cases) or more serviceable tread life over premium pneumatic tyres they help to keep your operating costs to a minimum.

Distributed exclusively in the UK by ITWS, the specialists in super cushion tyre technology, the SG revolution tyres are easy to install and there is a wide choice to fit all makes and sizes of machine.



No More Tyre Downtime

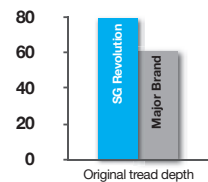
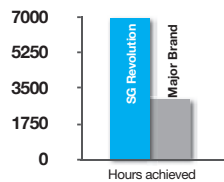
By specifying SG Revolution super cushion tyres you are electing more productivity, more economy and more uptime. The unique design combines a solid, wear resistant rubber compound with increased tread depth which resists damage and eliminates the risk of flat tyres and punctures.

Increase your productivity

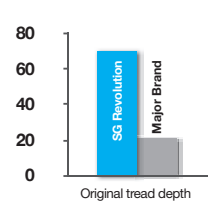
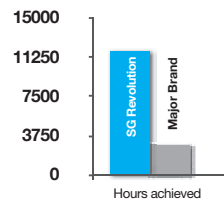
Achieve up to 50% greater life over premium pneumatic tyres when you specify SG Revolution. Every bit of tread rubber can be used thanks to their unique design, whilst the absence of an air cavity ensures no premature tyre replacement.

Typical performances of SG Revolution tyres on materials handling machines:

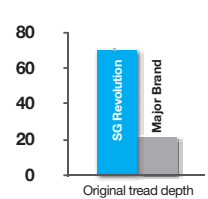
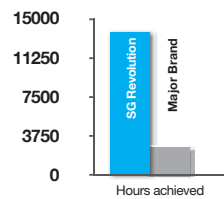
**1300 x 24 SG revolution tyres versus
1200x24 Major Brand Radial L5 on JCB
Telehandler in Waste Transfer**
H Martin



**1300 x 24 SG revolution tyres versus
15.5/80R24 Major Brand Radial on JCB
Telehandler in Demolition**
Amgen Cymru



**1300 x 24 SG revolution tyres versus
15.5/80R25 Major Brand Radial on JCB
Telehandler in Waste Transfer**
PGC Demolition



Service Exchange

Our revolutionary new service exchange programme allows you to swap your old SG tyres & rims for brand new SG tyres & exchange rims, this system reduces machine down time & replacement costs. Please phone for further information.

SG Revolution super cushion solid tyres for materials handling machines

C1 Pattern



C2 Pattern



C3 Pattern



S/C2 Pattern



S2C2 DWL Pattern



SE Traction Pattern



SR Pattern



Smooth Pattern



Tyre Size	Pattern	Rim Sizes	Tyre Dimensions			Load Capacity		
			Tyre Diameter mm	Tyre Width mm	Tyre Weight kg	6 km/h	10 km/h	25km/h
36*14-20	SE	7.50-20	915	355	131	5040	4536	4200
900X20	C1	7.00-20 & 7.5-20	964	223	115	5520	4968	4600
1000X20	C2	750-20 & 8.00-20	1014	237	149	7200	6480	6000
1000X20	S2C2	750-20 & 8.00-20	1014	210	140	6480	5832	5412
1000X20	Smooth	750-20 & 8.00-20	1000	242	156	7440	6696	6200
1100-20	C1X	7.00-20 & 7.5-20	1040	250	163	7440	6696	6200
1200-20	C2	750-20 & 8.00-20	1102	273	202	9120	8208	7600
1200-20	S2C2	750-20 & 8.00-20	1102	250	202	8208	7387	6840
1200-20	C2	750-20 & 8.00-20	1149	300	262	9000	8100	7500
1200-24	C2	8.50-24	1249	310	297	9438	8588	7800
1200-24	S2C2	8.50-24	1249	310	267	8494	7723	7020
1200-24	SC2	8.50-24	1180	288	258	9075	8250	7500
1300-24	SE	8.50-24	1300	315	327	7714	7013	6375
1400-24	SC3	10.00-24	1427	390	425	16800	15120	14000
1400-25	SC3	1000-25 & 1125-25	1427	400	415	16800	15120	14000
17.5-25	S2C2 DWL	1400-25	1360	460	525	9680	8800	8000
17.5-25	SE	1400-25	1360	460	525	9680	8800	8000
1600X25	C3	11.25-25	1525	440	620	22200	19980	18500
1800X25	C1	1300-25	1600	500	890	26400	23760	22000
1800X33	C2	1300-33	1825	535	1112	13300	12100	11000

International Tyre & Wheel Solutions Limited
 Sandringham Park | Lowton | Nr. Warrington | WA3 2QL

T/F: +44 (0) 1942 677618

M +44 (0)7949 247309 | M +44 (0)7500 800402

E: info@tyreandwheelsolutions.com | www.tyreandwheelsolutions.com